

# 대학로예술극장 대극장


## Daehakro Arts Theater Main Hall

### 조명 정보 안내

### Lighting information

1. 시스템 계통도 System Diagram
2. 장비 리스트 Lighting Equipment
3. 극장내 조명 설치 장소 Lighting Hanging Position
  - 1) 1, 2 FOH(Ceiling) & Balcony
  - 2) Box boom, Slot, Proscenium Tower
  - 3) Proscenium, Electric Light Batten
  - 4) Upper Light batten, Rear Electric Light Batten
  - 5) Side Light Bridge, Movable Side Tower
4. 조정실, 콘솔, 플러그타입 안내 Control Room, Console, Plug Type
5. 조명 스탠드, 사다리 Stand, Ladder
6. 컬러 리스트 Color List

# 1. 시스템 계통도 System Diagram



Voltage	220v	Hertz(Hz)	60Hz
Dimmer	5Kw	Remote Direct	5Kw
DMX	DMX 1	1~450	General Light
		451~459	Auditorium Light
	DMX 2	1~512	Effect
	DMX 3	1~512	Effect
	DMX 4	1~512	Effect
	DMX 5	1~512	Effect
	DMX 6	1~512	Effect

## 2. 장비 리스트 Lighting Equipment

Item	Standard/Model	Spec	Quantity	Origin	Remark
<b>Control Console</b>					
Console	Grand MA2	light-size	1	MA Lighting	
Back-up console	onPC	+command wing	1	MA Lighting	
<b>Dimmer System</b>					
Dimmer	EURODIM 3	5Kw	450	ADB	
<b>Moving Light</b>					
Spot	VL 3500	1200w	6	VARI lighting	
	MAC 700	700w	10	Martin	
LED Wash	ROBIN 600	415w	15	ROBE	
	ROBIN 1200	680w	4		
LED Flood	Q-7	465w	2	SGM	
<b>Light</b>					
Plano convex Spot Light	C-201	2000w	16	ADB	
Fresnel Spot Light	F-201	2000w	30	ADB	
Zoom Profile Spot Light	DVW205(30°~54°)	2000w	6	ADB	F.O.H 2 installed
	DS205(13°~36°)	2000w	6	ADB	F.O.H 2 installed
	J-Rayer Zoom(30°~50°)	750w	8	MARUMO	
Source Four	26°	750w	5	ETC	
	36°		15		
	50°		20		
	Zoom 15°-30°		25		
	Zoom 25°-50°		40		
Par Light	Par64	1000w	80	KUPO	CP61/CP62
	Par46	28v/250w	64 (8set)		1set-8ea
Flood Light	Flood	500W	20	Korea	Upper Horizont Light


Follow Spot Light	XENON 2008 SR	2000w	2	USHIO	F.O.H 2 installed
<b>Effect Machine</b>					
Fog Machine	UNIQUE HAZER Fog	1500w	2	LOOK SOLUTION	
	ZR33-HI MASS	1500w	1	MARTIN	
<b>Accessory</b>					
Iris	Source Four	400RS	10	ETC	Only for source four
	ADB		6	ADB	
Barn-door	All ADB Spot		20	ADB	
Stand	Low Stand	SHB-10	12	MARUMO	
	High Stand	ST2C	12		
	3-step movable tower		10	Korea	
Lens tube	Source four	26°	10	ETC	
		36°	25		
		50°	20		
<p><b>* 하단의 장비는 대·소극장 공용 장비로 이동이 있을 수 있습니다.</b></p> <p><b>* The bottom equipment is movable and can be used in both the main and small halls.</b></p>					
<b>Light</b>					
Foot Spot Light	FP-500W	500w	4		
<p><b>* 공연 전 장비의 사용 사용 및 수량에 대해 반드시 극장 담당자와 협의 바랍니다.</b></p> <p><b>* Please speak with the management about the usage of equipment before the performance.</b></p>					
<p>Phone NO. 82-02-3668-0040(Technical Support Division Lighting Director)</p> <p>E-mail address : jyn072@arko.or.kr(Chief Lighting Director)</p>					

### 3. 극장내 조명 설치 장소 Lighting Hanging Position

#### 1) FOH 1, 2(Ceiling) & Balcony




F.O.H 1



S-4 15°-30° 15ea Fixed

F.O.H 2



ADB DVW205 6ea, DS205 6ea Fixed

## 2) Box boom, Slot and Proscenium Tower

### Box boom



Left & Right same

### Proscenium Tower



Left & Right same

### 3) Proscenium, Electric Light Batten

#### Electric Light Batten



<b>Proscenium</b>	Movable	Up Limit: 9,000mm	Down Limit: 0mm	φ	480mm
<b>1 Electric</b>	Movable	Up Limit: 13,000mm	Down Limit: 0mm	φ	480mm
<b>2 Electric</b>	Movable	Up Limit: 13,000mm	Down Limit: 0mm	φ	480mm
<b>3 Electric</b>	Movable	Up Limit: 13,000mm	Down Limit: 0mm	φ	480mm
<b>4 Electric</b>	Movable	Up Limit: 13,000mm	Down Limit: 0mm	φ	480mm

#### Electric Light Batten



Electric Light Batten Structure


#### Proscenium Bridge



Proscenium Structure

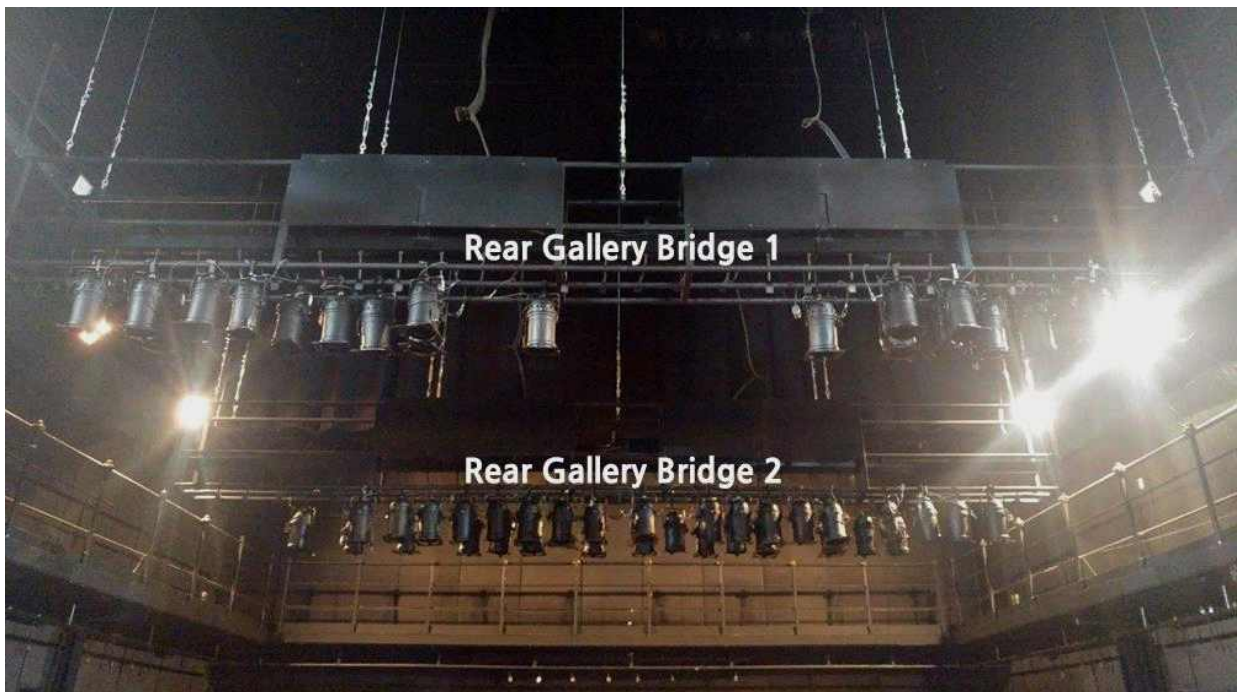
#### 4) Upper Light Batten, Rear Electric Light Batten

##### Upper Light Batten



<b>Upper Light batten</b>	Movable	UP Limit: 13,000mm	Down Limit: 0mm	φ	480mm
---------------------------	---------	--------------------	-----------------	---	-------

##### Rear Electric Light Batten



<b>Rear 1</b>	Movable	Up Limit: 13,000mm	Down Limit: 0mm	φ	480mm
<b>Rear 2</b>	Movable	Up Limit: 13,000mm	Down Limit: 0mm	φ	480mm



5) Side Light Bridge, Movable Side Tower

Side Light Bridge



Side Light Bridge

Movable


Up Limit: 9,000mm

Down Limit: 0mm

φ

480mm

Movable Side Tower



Structure (Front)



Structure (side)

V: 720mm / H: 1,710mm

#### 4. 조정실, 콘솔, 플러그타입 안내 Control Room, Console, Plug Type

##### Control Room



##### Console



Grand MA2 light (Germany)



MAonPC + command wing

##### Plug type



2P&G connector Female (USA)



2P&G connector Male (USA)

## 5. 조명 스탠드, 사다리 Stand, Ladder

### Stand



SHB-10 평면 베이스

H: 65mm



ST2C 이단 스탠드

H: 985mm~1,685mm

### Ladder



Bil-Jax XLT-C.A.T. 23

H: 7,180mm

2ea



A Type Ladder

H: 4,800mm

1ea

## 6. 컬러 리스트 Color List

COLOR	NUMBER	NAME
LEE Color	LEE 007	PALE YELLOW
	LEE 013	STRAW TINT
	LEE 025	SUNSET RED
	LEE 052	LIGHT LAVENDER
	LEE 058	LAVENDER
	LEE 100	SPRING YELLOW
	LEE 101	YELLOW
	LEE 102	LIGHT AMBER
	LEE 103	STRAW
	LEE 104	DEEP AMBER
	LEE 105	ORANGE
	LEE 106	PRIMARY RED
	LEE 110	MIDDLE ROSE
	LEE 111	DARK PINK
	LEE 115	PEACOCK BLUE
	LEE 117	STEEL BLUE
	LEE 119	DARK BLUE
	LEE 120	DEEP BLUE
	LEE 121	LEE GREEN
	LEE 122	FERN GREEN
	LEE 124	DARK GREEN
	LEE 126	MAUVE
	LEE 127	SMOKEY PINK
LEE 128	BRIGHT PINK	

**LEE  
Color**

LEE 132	MIDIUM BLUE
LEE 134	GOLDEN AMBER
LEE 135	DEEP GOLDEN AMBER
LEE 136	PALE LAVENDER
LEE 137	SPECIAL LAVENDER
LEE 138	PALE GREEN
LEE 142	PALE VIOLET
LEE 143	PALE NAVY BLUE
LEE 147	APRICOT
LEE 156	CHOCOLATE
LEE 158	DEEP ORANGE
LEE 161	STATE BLUE
LEE 162	BASTARD AMBER
LEE 165	DAYLIGHT BLUE
LEE 174	DARK STEEL BLUE
LEE 180	DEEP LAVENDER
LEE 181	DARK LAVENDER
LEE 197	ALICE BLUE
LEE 200	DOUBLE C.T. BLUE
LEE 201	FULL C.T. BLUE
LEE 202	HALF C.T. BLUE
LEE 203	QUARTER C.T. BLUE
LEE 204	FULL C.T. ORANGE
LEE 205	HALF C.T. ORANGE
LEE 210	0.6 ND

<b>LEE Color</b>	LEE 211	0.9 ND	
	LEE 213	WHITE FLAME GREEN	
	LEE 220	WHITE FROST	
	LEE 223	EIGHTH C.T. ORANGE	
	LEE 228	BRUSHED SILK	
	LEE 237	C.I.D.	
	LEE 241	LEE FLUORESCENT 5700 KELVIN	
	LEE 242	LEE FLUORESCENT 4300 KELVIN	
	LEE 243	LEE FLUORESCENT 3600 KELVIN	
	LEE 253	HAMPSHIRE FROST	
	LEE 343	SPECIAL MEDIUM LAVENDER	
	LEE 352	GLACIER BLUE	
	LEE 353	LIGHTER BLUE	
	LEE 363	SPECIAL MEDIUM BLUE	
	LEE 550	ALD GOLD	
	LEE 600	ARCTIC WHITE	
	LEE 603	MOONLIGHT WHITE	
	LEE 643	QUARTER MUSTARD YELLOW	
	LEE 711	COLD BLUE	
	LEE 728	STEEL GREEN	
	LEE 763	WHEAT	
	<b>ROSCO</b>	ROSCO 083	MEDIUM BLUE
		ROSCO 085	DEEP BLUE
ROSCO 114		HAMBURG FROST	
ROSCO 119		LIGHT HAMBURG FROST	
ROSCO 132		QUARTER HAMBURG FROST	